

ASSA ABLOY motor lock 840C-70, 841C-70

ASSA ABLOY
Opening Solutions

Electromechanical locking



HI-O TECHNOLOGY™



Application

ASSA ABLOY Motor Locks 840C/841C-70 are motorized hook bolt locks. They are suitable to be used as a night and safety-lock or as a Daytime lock in doors with high security commercial, offices and industrial premises.

When used as night and safety-lock doors should be supplemented with a daytime lock for example Solenoid Lock ASSA ABLOY 884-70 or electric strike ASSA ABLOY 585.

Function

The hook bolt is operated by the built-in motor.

ASSA ABLOY's motor lock is available in two versions:

- 840C-70 with lever latch is approved for installation in fire doors
- 841C-70 without lever latch can be used in doors with door automatics

ASSA ABLOY 840C / 841C-70 are Hi-O™ devices that connect to a DAC564 alternatively DAC530

Hi-O means that the units have a built-in microcomputer and are communicating with each other for plug-and-play installation, synchronization of door operation, monitoring of behavior and for sending diagnostic information.

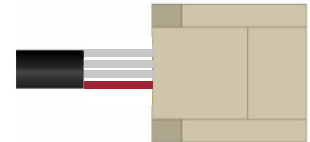
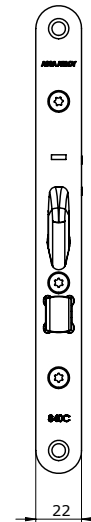
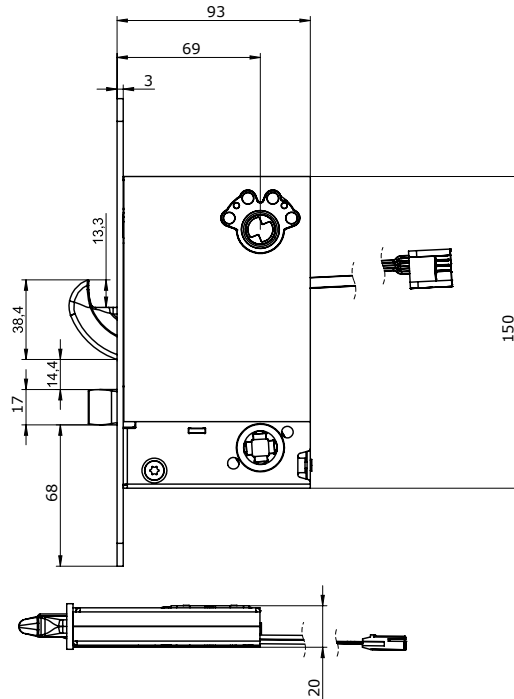
Features

- Opening speed approximately 0.2 seconds
- New hook bolt and lever latch for increased strength and side pressure
- LEDs and switches for initiation / status of the DAC
- The lock can be opened with a key / thumb turn
- Backset 70 mm
- Built-in hidden door position sensor (magnet in the strike plate)
- Can be combined with other Hi-O devices without control, for example daytime lock, automatic doors and card readers.

ASSA ABLOY motor lock 840C-70, 841C-70

ASSA ABLOY
Opening Solutions

Electromechanical locking



- | | |
|---------|----------|
| 1. Grey | CAN high |
| 2. Grey | CAN low |
| 3. Grey | + |
| 4. Red | - |

The control unit DAC564:

- Acts as an interface towards the outside world, towards systems without Hi-O bus, for example, access control or alarm system.
- Communicates with the motor lock via the Hi-O bus.
- Require control signals from superior system to operate the motor lock.
- Provides indications to the monitoring system that tells lock and door status.
- Allows completion with external door position sensor (magnetic contact).
- Also controls additional (non Hi-O) daytime lock so that a complete day/night combination is formed.
- Activates alarm when faults occur.
- Connected to power supply.
- Shall be installed on secure side of the door within 10 m from the motor lock.
- If DAC564 / DAC530 are integrated with ARX access control system, a total integrated solution with great flexibility is created.

Technical specifications ASSA ABLOY 840C/841C-70

- Voltage 12–24 VDC established -5%+15%
- Power consumption Idle 50 mA Max 445 mA at 24 VDC
- For symmetrical locking recess
- Fits strike plate 1487-x
- Certified according to EN14846
- Lock case 840C-70 and lock case 841C-70 meet the requirements according to SSF3522, publish 5 / SS3071, class 4
- Complies with the EMC directive

Technical specifications ASSA ABLOY 840C/841C-70 + DAC564

- Voltage 24 VAC / VDC \pm 15%
- Power consumption Idle 90 mA Max 510 mA
- Relays in DAC564 Single-pole switching Max 50 VDC at 1 A
- Connecting cable EA226 10 m, Max distance between Hi-O units = 10 m
- Door gap Max 6 mm

Environment

- Motor lock Temp -20 °C - +70 °C
- Control Unit Temp +5 °C - +40 °C, 20–90% relative humidity, non-condensation

Accessories

- ASSA ABLOY round cylinders and cylinder accessories
- ASSA ABLOY self-centering round thumb turn cylinder
- ASSA ABLOY lever handle with return spring
- ASSA ABLOY security strike plate with integrated magnet*
- Connecting cable EA226, 10 m*
- Cable loop EA280 / EA281*
- Control unit DAC564* / DAC530
- Central LCU9101

* Included in the kit package

ASSA ABLOY Opening Solutions Sweden
P.O. Box 371
SE-631 05 Eskilstuna
Sweden

Phone +46 (0)16 17 70 00
Fax +46 (0)16 17 70 49

Customer support:
Phone intl. +46 (0)16 17 71 00
Phone nat. 0771-640 640
Fax +46 (0)16 17 73 72
e-mail: helpdesk.se.openingsolutions@assaabloy.com
www.assaabloyopeningsolutions.se